

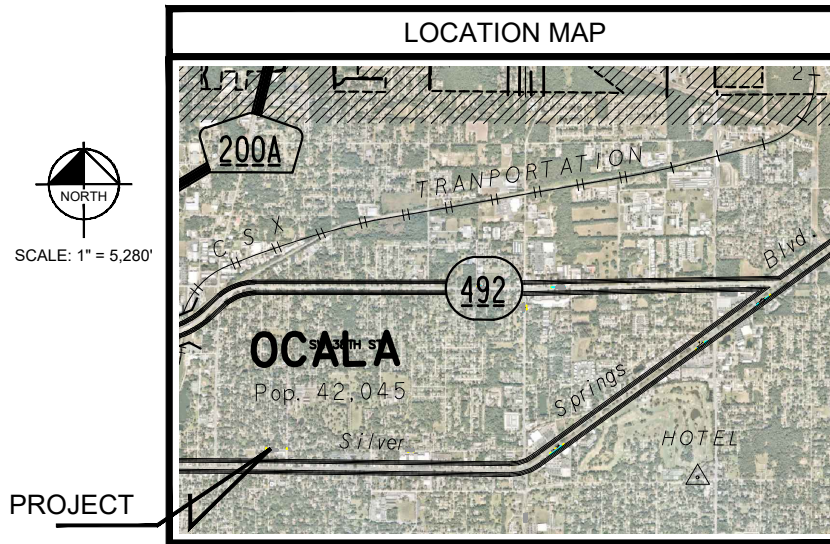
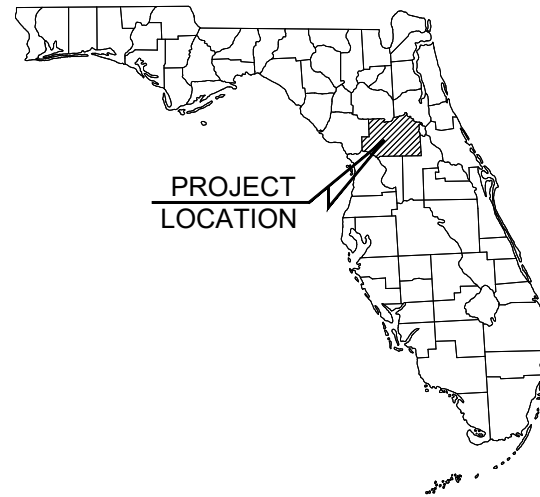
SITE PLAN FOR BUS STOP DESIGN SERVICES

CITY OF OCALA, FLORIDA

SECTION 37, TOWNSHIP 15 SOUTH, RANGE 22 EAST

BUS STOP NUMBER 6040
COORDINATES 29.188383 N -82.124895 E

NOVEMBER 2022



DRAWING INDEX

SHEET	TITLE
C001	COVER SHEET
C002	GENERAL NOTES
C003	MASTER SITE PLAN
C004	#6040 SITE PLAN
C005	CONSTRUCTION DETAILS

UTILITY PROVIDERS

ELECTRIC CITY OF OCALA ELECTRIC RANDY HAHN (352) 351-6615	TELEPHONE CENTURY LINK JOHN PALMONDON (352) 245-4444	GAS TECO BRUCE STOUT (407) 466-2662	FIBER CITY OF OCALA - FIBER O'SHANE PARKER (352) 401-6950
WATER & SEWER CITY OF OCALA - WATER & SEWER STACEY FERRANTE (352) 351-6775	COMMUNICATIONS COX COMMUNICATIONS PAUL CHRISTOPHER (352) 337-2009	COMMUNICATIONS AT&T - DISTRIBUTION DINO FARRUGGIO (561) 663-2729	

PROJECT OWNER AND CONSULTANTS

OWNER/APPLICANT: CITY OF OCALA	CIVIL ENGINEERING CONSULTANT: KIMLEY-HORN AND ASSOCIATES, INC. 1700 SE 17TH STREET, SUITE 400 OCALA, FLORIDA 34471 (352) 438-3000
SURVEYOR: ECHEZABAL & ASSOCIATES, INC. 108 COUNTRY CLUB DRIVE TAMPA, FLORIDA 33612 (352) 351-0091	

No.	REVISIONS	DATE	BY
1	NOT FOR CONSTRUCTION	-	-

Kimley-Horn
© 2022 KIMLEY-HORN AND ASSOCIATES, INC.
1700 SE 17TH STREET, SUITE 400, OCALA, FLORIDA 34471
PHONE: 352.438.3000
WWW.KIMLEY-HORN.COM REGISTRY NO. 35106

LICENSED PROFESSIONAL	MOHAMMED N. MURAD
FLORIDA LICENSE NUMBER	91243
CHECKED BY	MINI
DATE:	

KHA PROJECT
142371035
DATE
NOVEMBER 2022
SCALE AS SHOWN
DESIGNED BY KHA
DRAWN BY KHA
CHECKED BY MINI

BUS STOP DESIGN
SERVICES
PREPARED FOR
CITY OF OCALA
FLORIDA

SHEET NUMBER
C001

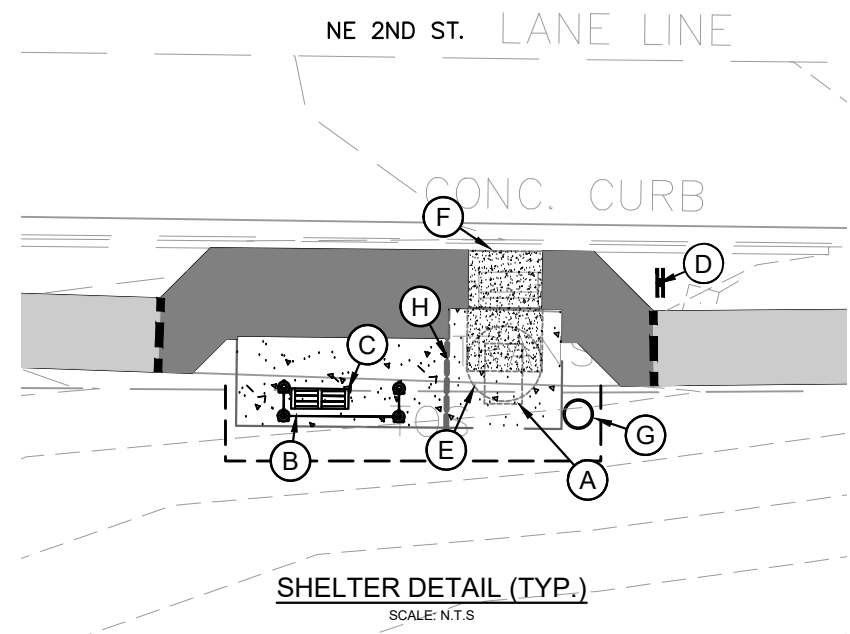
CALL 2 BUSINESS
DAYS BEFORE
YOU DIG
IT'S THE LAW!
DIAL 811

811
Know what's below.
Call before you dig.

SUNSHINE STATE ONE CALL OF FLORIDA, INC.

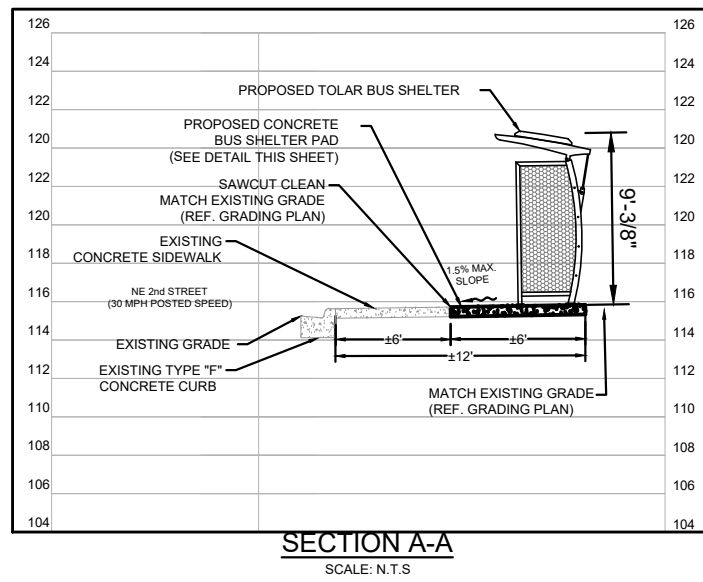
This document, together with the concepts and designs presented herein, is intended only for the specific purpose and client for which it was prepared. Reuse of and improper reliance on this document without written authorization and adaptation by Kimley-Horn and Associates, Inc. shall be without liability to Kimley-Horn and Associates, Inc.

This document, together with the concepts and designs presented herein, is intended only for the specific purpose and client for which it was prepared. Reuse of and improper reliance on this document without written authorization and adaptation by Kimley-Horn and Associates, Inc. shall be without liability to Kimley-Horn and Associates, Inc.



SHELTER DETAIL (TYP.)
SCALE: N.T.S.

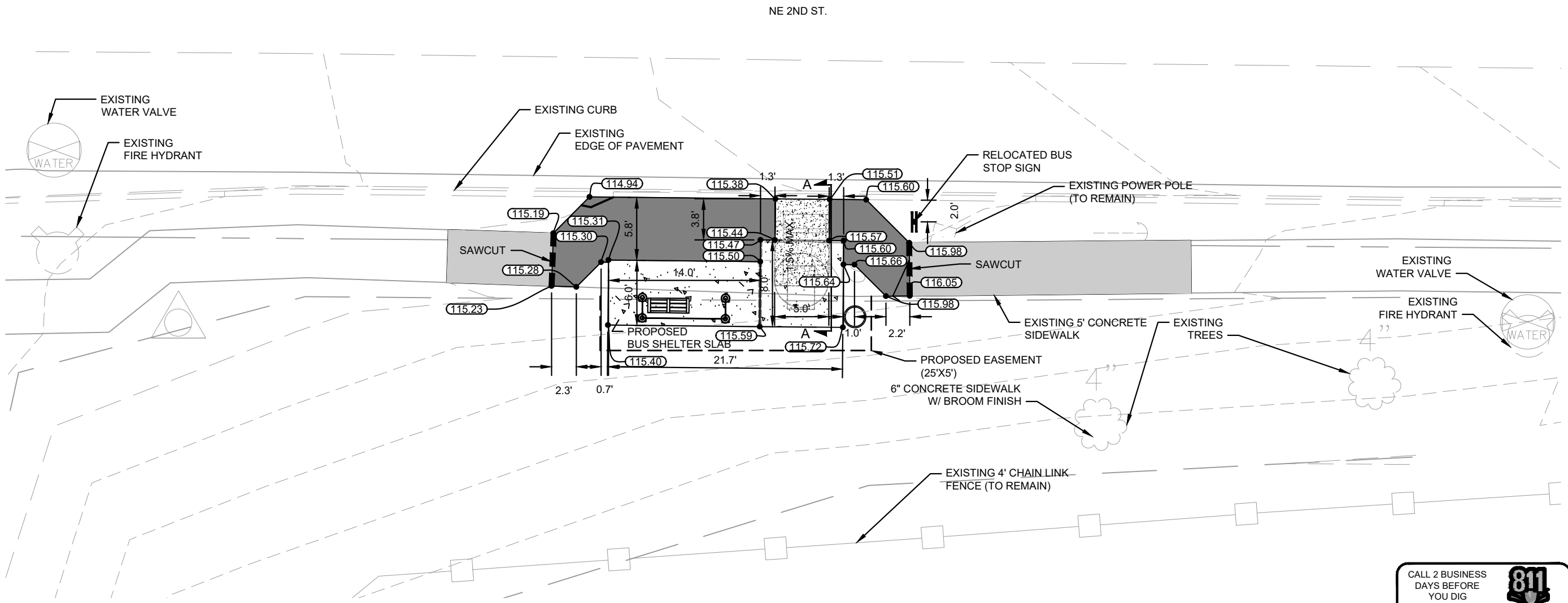
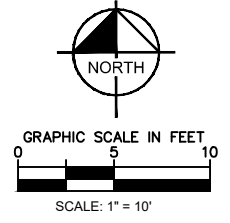
- NOTES:**
- (A) MINIMUM 30"x48" CLEAR ZONE FOR WHEELCHAIR RESTING AREA DIRECTLY AT END OF BENCH
 - (B) BUS SHELTER (PROVIDED BY OWNER)
 - (C) 44" BENCH INSTALLED 6" FROM GLASS (PROVIDED BY OWNER)
 - (D) VISUAL BUS STOP SIGN SHALL BE MOUNTED 84" ABOVE FINISHED GRADE (PROVIDED BY OWNER).
 - (E) 5' WHEELCHAIR TURN-AROUND
 - (F) MINIMUM 5'X8' CLEAR ZONE FOR WHEELCHAIR LIFT/RAMP DEPLOYMENT
 - (G) 22" DIA. X 28" HT. 30 GAL TRASH CAN.
 - (H) TYPE D JOINT PER FDOT INDEX #310 DIVIDING BUS SHELTER PAD IN EQUAL HALVES.



SECTION A-A
SCALE: N.T.S.

- PAVEMENT LEGEND**
- BUS SHELTER PAD (SEE DETAIL SHEET C005)
 - BUS LANDING/LOADING PAD (SEE DETAIL SHEET C005)
 - EXISTING SIDEWALK
 - PROPOSED SIDEWALK (PER FDOT INDEX 522-001)
 - SAWCUT, CLEAN AND MATCH EXISTING
 - PROPOSED SPOT ELEVATION

- NOTES:**
- ALL WORK AND MATERIALS SHALL COMPLY WITH ALL CITY REGULATIONS AND CODES AND O.S.H.A. STANDARDS.
 - PRIOR TO CONSTRUCTION WITHIN ANY EXISTING PUBLIC RIGHT-OF-WAY, THE CONTRACTOR SHALL OBTAIN ALL NECESSARY PERMITS FROM THE AUTHORITY HAVING JURISDICTION.
 - CONTRACTOR SHALL REFER TO THE ARCHITECTURAL PLANS FOR EXACT LOCATIONS AND DIMENSIONS OF SLOPE PAVING, AND PRECISE BUILDING DIMENSIONS.
 - SITE BOUNDARY, TOPOGRAPHY, UTILITY AND ROAD INFORMATION PER SURVEY BY ECHEZABAL & ASSOCIATES, INC., DATED .
 - MAXIMUM RUNNING SLOPE ON SIDEWALKS SHALL NOT EXCEED 5% (1:20).
 - MAXIMUM CROSS SLOPE ON SIDEWALKS SHALL NOT EXCEED 2% (1:48).
 - MAXIMUM RUNNING SLOPE ON RAMPS SHALL NOT EXCEED 8.33% (1:12), FOR A MAXIMUM LENGTH OF 30'.
 - MAXIMUM SLOPE ON SHELTER CONCRETE SLAB IN ANY DIRECTION SHALL NOT EXCEED 2.0%.



BUS STOP PLAN
#6040

NO.	REVISIONS	DATE	BY

Kimley-Horn
 © 2022 KIMLEY-HORN AND ASSOCIATES, INC.
 1700 SE 17TH STREET, SUITE 200, OCALA, FLORIDA 34471
 PHONE: 352-438-3000
 WWW.KIMLEY-HORN.COM REGISTRY NO. 35108

LICENSED PROFESSIONAL
 MOHAMMED N. MURAD
 FLORIDA LICENSE NUMBER 91243
 CHECKED BY: MNNI DATE: _____

KHA PROJECT 142371035
 DATE DECEMBER 2022
 SCALE AS SHOWN
 DESIGNED BY: KHA
 DRAWN BY: KHA
 #6040
 SITE PLAN

BUS STOP DESIGN SERVICES
 PREPARED FOR CITY OF OCALA
 CITY OF OCALA FLORIDA
 SHEET NUMBER C004

CALL 2 BUSINESS DAYS BEFORE YOU DIG
 IT'S THE LAW! DIAL 811

 Know what's below. Call before you dig.
 SUNSHINE STATE ONE CALL OF FLORIDA, INC.

